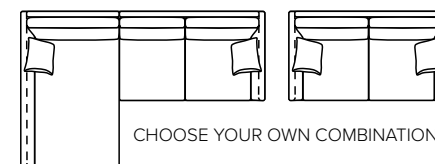
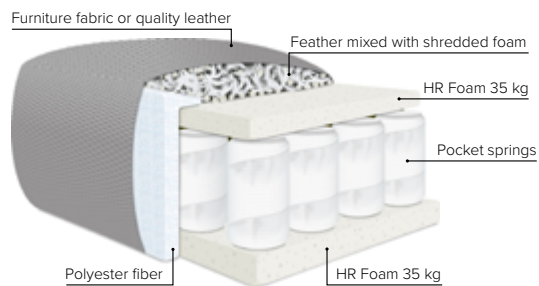


NUBE

Sophisticated comfort

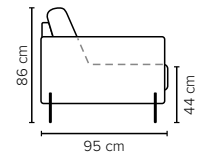
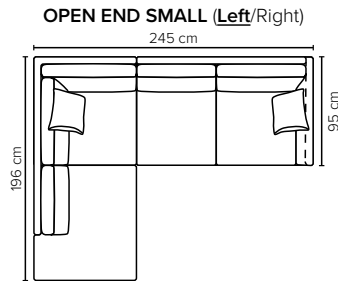
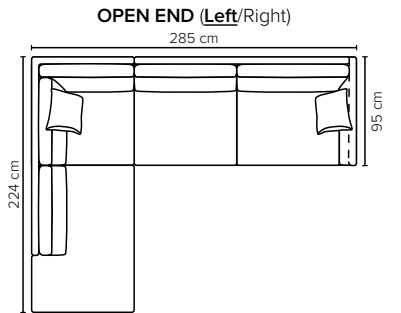
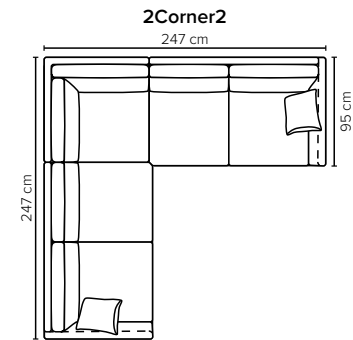
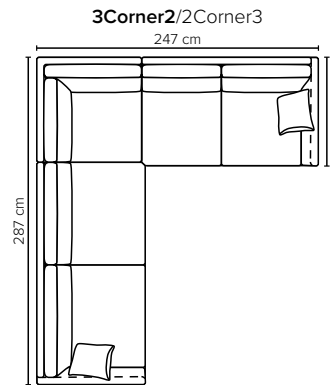
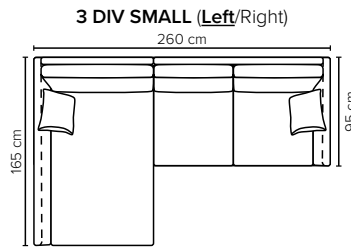
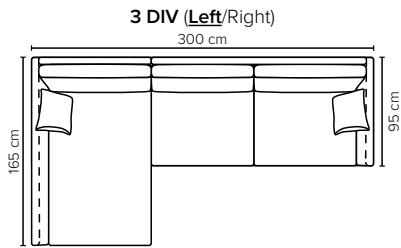
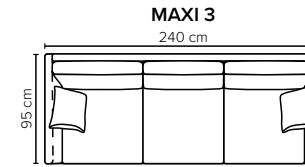
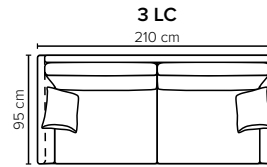
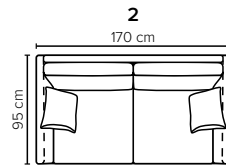
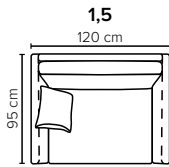
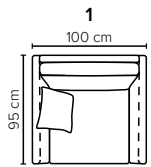
bellus[®]



COMBINATIONS

Choose from available sofa models

bellus®



- SEAT:** Cloud^{plus} System: Pocket springs + HR Foam 35 kg + on top feather mixed with shredded foam
- BACK:** Siliconized polyester fibre
Loose seat cushions and loose back cushions
- ARMREST:** Foam 25-30 kg

- DECO PILLOWS:** Filling: Siliconized polyester fibre
1 deco pillow per armrest size 40×40 cm
1 deco pillow per corner size 40×40 cm
- FRAME:** Plywood + wood
- LEG OPTIONS:** Standard: Nube leg (metal, h: 15 cm)
Optional: Leg 14 (wooden, h: 16 cm)



Nube leg

Leg 14

All measurements are approximate, +/- 3 cm. Sofa height measured with Nube leg. Please visit www.bellus.com for the latest product versions.

